



District Report Card: 2017


State: Tamil Nadu	District: Tiruvannamalai
Class: 8	Subject: Language
Schools: 51	Students: 1190


Participation/Coverage


Students

 GENDER	Boys		Girls	
	Number	%	Number	%
	591	49.66	599	50.34

 AREA	Rural		Urban	
	Number	%	Number	%
	980	82.35	210	17.65

 CATEGORY	SC		ST		OBC		GEN	
	Number	%	Number	%	Number	%	Number	%
	370	31.09	77	6.47	667	56.05	76	6.39

 CWSN	LD	VI	HI	S&LD	ID	Oth
	3	3	1	4	5	1

 Management	Government		Government-aided	
	Number	%	Number	%
	968	81.34	222	18.66

Average Performance of Students in Language (%)

Overall	Gender		Area		Management		Social Group			
	Male	Female	Rural	Urban	Govt.	Aided	SC	ST	OBC	GEN
53.23	52.22	54.22	53.84	50.35	52.05	58.35	52.97	56.10	53.27	51.14

Performance on Learning Outcomes (LOs)

Learning Outcomes	Description	Average Performance(%)
L813	Read textual/non-textual materials with comprehension and identifies the details, characters, main idea and sequence of ideas and events while reading	53.23

Range of Performance of Students who Answered Correctly							
Below 30%		30% - 50%		50% - 75%		Above 75%	
Number	%	Number	%	Number	%	Number	%
196	16.47	337	28.32	492	41.34	165	13.87

Lowest Performing Learning Outcomes (LOs)

1 - Read textual/non-textual materials with comprehension and identifies the details, characters, main idea and sequence of ideas and events while reading (53.23)